



MATH 122 200610 Grade Statistics

Quiz 1



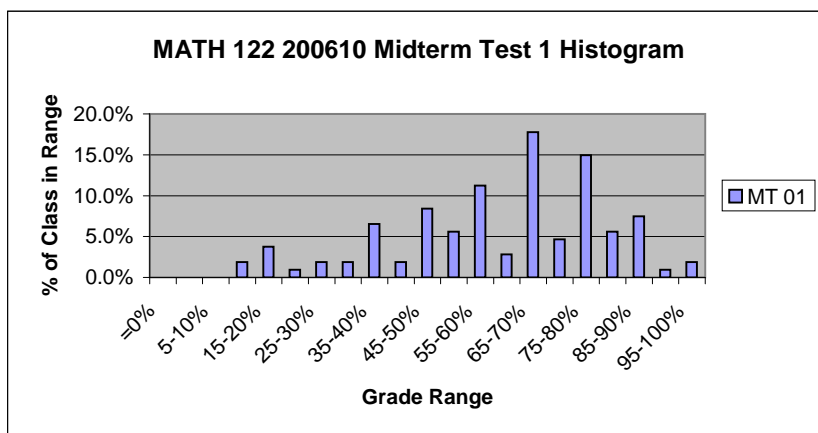
Out of	20
Weight	5
Average	77.4%
Standard Deviation	22.7%
Number Handed In	106
Number Not Handed In	1
Passing Grade	10
Number of Failures	14

Quiz 2




Out of	20
Weight	5
Average	84.0%
Standard Deviation	18.0%
Number Handed In	106
Number Not Handed In	1
Passing Grade	10
Number of Failures	4

Midterm Test 1



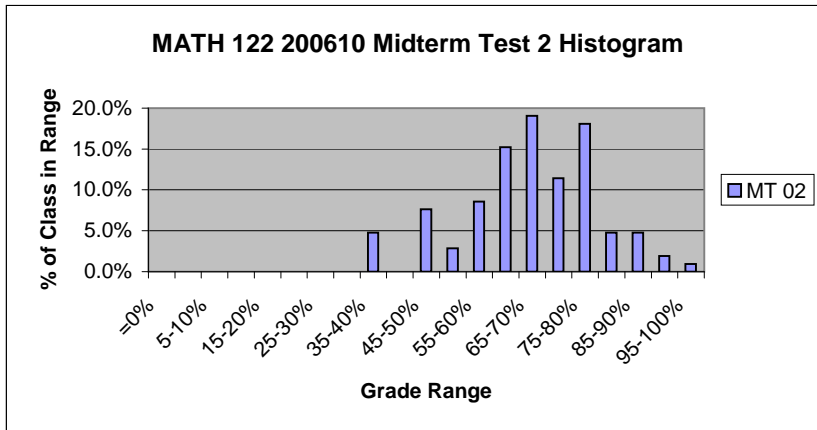
Out of	50
Weight	15
Average	61.9%
Standard Deviation	19.8%
Number Handed In	107
Number Not Handed In	0
Passing Grade	25
Number of Failures	26

Quiz 3



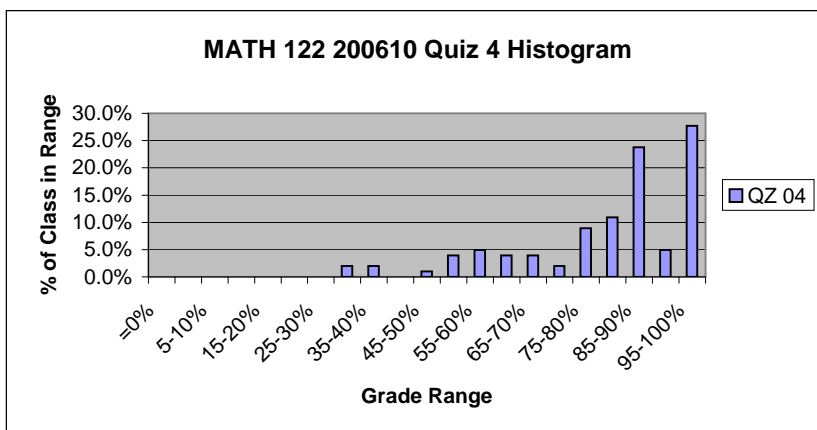
Out of	20
Weight	5
Average	80.8%
Standard Deviation	24.4%
Number Handed In	102
Number Not Handed In	5
Passing Grade	10
Number of Failures	13

Midterm Test 2



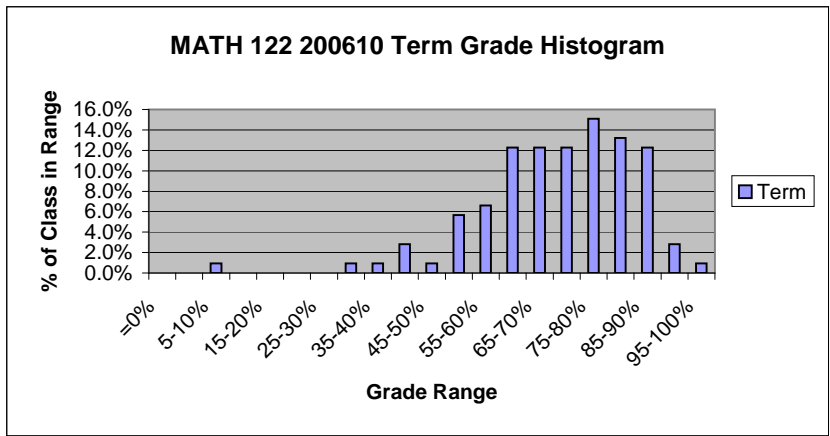
Out Of	50
Weight	15
Average	67.7%
Standard Deviation	12.7%
Number Handed In	105
Number Not Handed In	2
Passing Grade	25
Number of Failures	11

Quiz 4



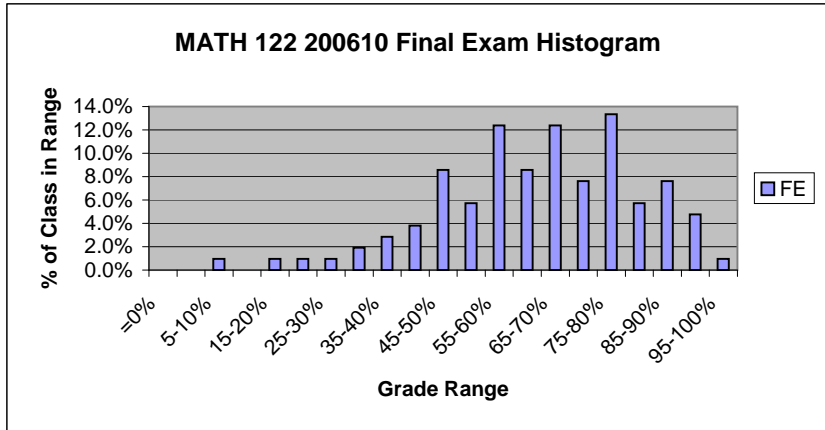
Out of	20
Weight	5
Average	84.2%
Standard Deviation	16.5%
Number Handed In	101
Number Not Handed In	6
Passing Grade	10
Number of Failures	4

Term

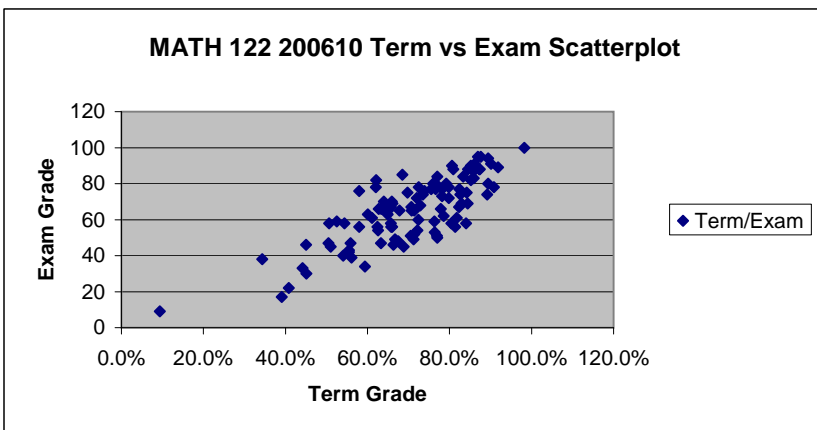


Out of	100%
Average	70.7%
Standard Deviation	14.4%
Number Complete	106
Number Incomplete	1
Passing Grade	50%
Number of Failures	7

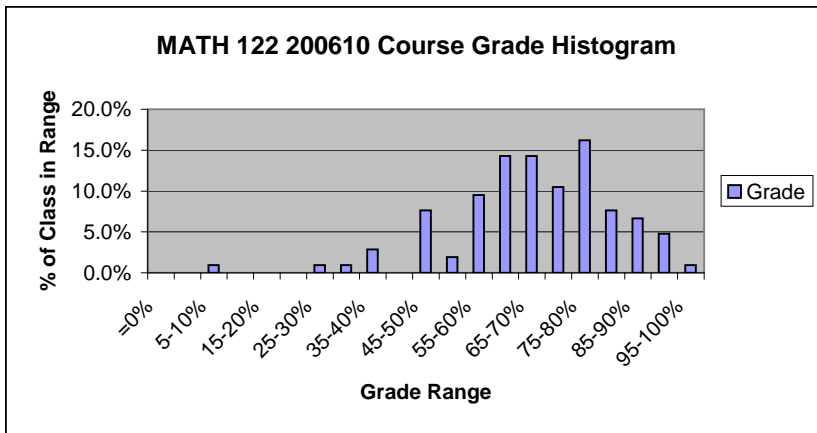
Final Exam



Out of	100
Weight	50
Average	65.1%
Standard Deviation	18.0%
Number Complete	105
Number Incomplete	2
Passing Grade	50
Number of Failures	21



Course



Out of	100%
Average	68.7%
Standard Deviation	15.2%
Number complete	105
Number NP	2
Passing Grade	50%
Number of Failures	7